





www.fafvalve.com

PRODUCT CATALOGUE



Kahramankazan / Ankara
Factory



Malıköy / Ankara
Casting Factory 1



Malıköy / Ankara
Casting Factory 2



FAF VALVE, embarked on its business journey in 1986, to meet the requirements of customers and complete the deficiencies of the industry, to create permanent value and now reached a level of;

- Production plant with 16.000 m² area at Ankara-Kazan,
 - Casting foundry with 26.000 m² area at Ankara-Baskent Industrial Zone,
 - Warehouses and sales offices at Istanbul and Moscow
 - More than 50 distributors at each and every region of Turkey,
 - With its export to 65 countries around the world,
- continues its development.

FAF Valve has become a global brand; respected by its customers, employees, business partners and also competitors, taking company values and business ethics as a priority.

In the background of its success, there lies the corporate culture and the synergy created by its team; trust based sincere relationships established with customers and granting its revenue for development and improvement of the products & service quality.

The manufacturing program started with the ball valve and now with a scope of complete coverage of the industry needs with Ball, Butterfly, Gate, Globe Valve, Air Release Valve, Strainer, Check Valve, Expansion Joint and Hydrant. These products can be used in Heating-Cooling & Ventilation, Infrastructure, Treatment, Oil & Gas, Fire Fighting and Industrial applications.

As required by the position of the company in the market, to maintain the determined high standards, the production system and the organization of the company have been certified in accordance with international quality regulations.

Our main target is to be the most reliable manufacturer in our industry also in the future by preserving the corporate spirit and work motivation.

RELIABILITY

Our basics are established on trust. Main task has always been meeting the expectations of our stakeholders and fulfilling our promises without any doubt.

SUSTAINABILITY

Despite of the rapid changing trends of our era, we are striving to meet the expectations of our partners beyond satisfaction and keep our business sustainable in every circumstances.

BUSINESS ETHICS

Neither the toughness of the competition, nor the unstable market conditions or any other challenge cannot influence our business ethics, which forms the fundamentals of our company culture.

QUALITY MANAGEMENT SYSTEM CERTIFICATION

ISO 9001:2015 Quality Management System

ISO 14001:2015 Environmental Management System

ISO 45001 Occupational Health And Safety Management Systems

API SPEC Q1 Quality Management System

TSE CERTIFICATE

TS 12844 Service Qualification Certificate

TS 3148 Ball Valves

TS 9809 Ball Valves (Gas)

EN 331 Ball Valves for Gas Installation

TSE CEN/TS 13547 Copper Alloyed Ball Valves

EN 593 Butterfly Valves (Double Flanged)

EN 593 Butterfly Valves (Wafer & Lug Type)

EN 1171 Gate Valves

EN 12334 Check Valves

EN 13789 Globe (Steam) Valves

TS 11494 Strainers

TS 10880 Bellow Seal Expansion Joints

EN 14384 Fire Hydrants

EN 14432 Air Release and Air Inlet Valves

CE Certificate

API Monogram Certificate - Spec 6D

WRAS Potable Water Conformity Certificate

UL Approval - Fire Fighting

FM Approval - Fire Fighting

EAC/GOST Russian Federation Certificate

DSİ - Equipment Manufacturers Conformity Approval

API 607 Test Certificate for Fire Safe Valves

NACE Corrosion Test Certificate for Industrial Valves

WPAR Welding Procedure Approval Record

Brand Registration Certificate

Domestic Goods Certificate

GAZMER Product Approval Certificate

EN 331 Ball Valves

EN 9809 Ball Valves

TS 10880 Axial Expansion Joint



PRODUCTION PROCESS

Continuous improvement is carried out in manufacturing processes designed with optimum efficiency and high capacity.



300+
Employee



42.000 m²
Manufacturing Area



15.000 ton/year
Casting Capacity



Wide
Certificate Scope

design

Products are designed by our engineers using 3D design softwares (CAD). Designs are reviewed and validated by the use of simulation softwares.



modeling

3D product drawings are transformed into casting models with 2 model manufacturing machines and new products can get into production line very rapidly.



casting

At new casting foundry of FAF Valve, in three different casting lines, serial castings as a batch can be performed with sizes differing from 100 grams to 7 tons.



machining

Beside the standard CNC machines, the customized CNC machines designed by FAF Valve R&D department maintains cost effective, high capacity mass production.





O
E
M

Original
Equipment
Manufacturer

OEM

Production



65+

Export Countries



35+

CNC Lathes



High

Inventory Levels

assembly

At 6 different assembly lines, products are assembled by the most experienced production staff.



coating

Electrostatic Powder Coating & Industrial Epoxy Coating is applied on the products at specified criteria. Potable water conformity certificate is available.



testing



The products are hydrostatic pressure tested with a rate of 100% to ensure full functionality.



quality control

At every stage of production, quality control processes are precisely implemented and compliance reports are prepared at the end of production and presented to customers.





**3500
BUTTERFLY VALVE
WAFER**

**DN40 → DN600
PN 6-10-16**

Design
EN 593

End Connection
WAFER - EN 1092-1 / ISO 7005-1

Body
GG25 CAST IRON
GGG50 DUCTILE IRON

Disc
3500 - AISI 304
3550 - DUCTILE IRON+NICKEL
3560 - AISI 316

Stem
AISI 420 / 304 / 316

Sealing
EPDM / NBR / VITON

Coating
ELECTROSTATIC POWDER EPOXY



**3600
BUTTERFLY VALVE
LUG**

**DN40 → DN600
PN 16**

Design
EN 593

End Connection
LUG EN 1092-2 / ISO 7005-2

Body
GG25 CAST IRON
GGG50 DUCTILE IRON

Disc
3600 - AISI 304
3650 - DUCTILE IRON+NICKEL
3660 - AISI 316

Stem
AISI 420 / 304 / 316

Sealing
EPDM / NBR / VITON

Coating
ELECTROSTATIC POWDER EPOXY



**3800 BUTTERFLY
VALVE FLANGED
DOUBLE ECCENTRIC**

**DN100 → DN2000
PN 10-16-25**

Design
EN 593

End Connection
FLANGED EN 1092-2 / ISO 7005-2

Body
GGG40/50 DUCTILE IRON

Disc
GGG40/50 DUCTILE IRON

Stem
AISI 420 / 304 / 316

Sealing
EPDM / NBR / VITON

Coating
THERMOPLASTIC POWDER EPOXY



**3590
SUPERVISORY
SWITCH WAFER
BUTTERFLY VALVE**

**DN65 → DN300
300 PSI**

Design

FM1112, UL1091

End Connection

EN 1092-1 / ISO 7005-1

Body

GGG40/50 DUCTILE IRON

Disc

EPDM COATED DUCTILE IRON

Stem

AISI 420 / 304

Sealing

EPDM

Coating

INDUSTRIAL EPOXY



**3599 SUPERVISORY
SWITCH GROOVED
END BUTTERFLY
VALVE**

**DN65 → DN300
300 PSI**

Design

FM1112, UL1091

End Connection

GROOVED END

Body

GGG40/50 DUCTILE IRON

Disc

EPDM COATED DUCTILE IRON

Stem

AISI 420 / 304

Sealing

EPDM

Coating

INDUSTRIAL EPOXY



**3800U
SHORT TYPE
FLANGED
BUTTERFLY VALVE**

**DN40 → DN1200
PN 10-16**

Design

EN 593

End Connection

FLANGED EN 1092-2/ISO 7005-2

Body

GGG40/50 DUCTILE IRON

Face to Face

EN 558 SERIES 20

Disc

AISI 304 / 316

Stem

AISI 420

Sealing

EPDM / NBR / VITON

Coating

ELECTROSTATIC POWDER EPOXY



**3800E
BUTTERFLY VALVE
ELECTRIC
ACTUATED**

**DN100 → DN2000
PN 10-16-25**

Design

EN 593

End Connection

FLANGED EN 1092-2/ISO 7005-2

Body

GGG40/50 DUCTILE IRON

Disc

GGG40/50 DUCTILE IRON

Stem

AISI 420 / 304 / 316

Sealing

EPDM / NBR / VITON

Coating

THERMOPLASTIC POWDER EPOXY

ACTUATORS



**3700
GEARBOX**

End Connection

EN ISO 5211

Body

GG25 CAST IRON
GGG40/50 DUCTILE IRON

Coating

INDUSTRIAL EPOXY
ELECTROSTATIC POWDER EPOXY



**3750
PNEUMATIC
ACTUATOR**

**SINGLE / DOUBLE
ACTING**

End Connection

EN ISO 5211

Body

ALUMINIUM EXTRUSION
OR ALUMINIUM CASTING

Sealing

NBR

Coating

ELECTROSTATIC POWDER EPOXY



**3770
ELECTRIC
ACTUATOR**

QUARTER TURN

End Connection

EN ISO 5211

Torque

50Nm → 2400Nm

Type

ON/OFF or MODULATING

Power Supply

110V/220V/380VAC
110/24VDC



**3780
ELECTRIC
ACTUATOR**

MULTI TURN

End Connection

EN ISO 5211

Torque


10Nm → 32000Nm

Type

ON/OFF or MODULATING

Power Supply

110V/220V/380VAC
110/24VDC



GATE VALVES



**6000
GATE VALVE
RESILIENT
SEATED (F4)**
DN40 → DN800
PN 10-16-25

- Design**
EN 1074
- End Connection**
FLANGED EN 1092-2 / ISO 7005-2
- Body**
GGG40-GGG50 DUCTILE IRON
- Gate**
EPDM COATED DUCTILE IRON
- Stem**
AISI 420 / 304 / 316
- Sealing**
EPDM
- Coating**
ELECTROSTATIC POWDER EPOXY



**6500-6550
KNIFE
GATE VALVE**
DN50 → DN1000
PN 10

- End Connection**
SEMI-LUG EN 1092-2 / ISO 7005-2
- Body**
GGG40/50 DUCTILE IRON
- Gate**
AISI 304
AISI 316
- Stem**
AISI420
- Sealing**
NBR
- Coating**
ELECTROSTATIC POWDER EPOXY



**6500P
KNIFE
GATE VALVE
PNEUMATIC**
DN50 → DN800
PN 10

- End Connection**
SEMI-LUG EN 1092-2 / ISO 7005-2
- Body**
GGG40/50 DUCTILE IRON
- Gate**
AISI 304
AISI 316
- Stem**
AISI420
- Sealing**
NBR
- Coating**
ELECTROSTATIC POWDER EPOXY



**6400
GATE VALVE
(FIRE)**
DN50 → DN300
300 PSI

- Design**
FM1120/1130, UL262 / AWWAC515
- End Connection**
FLANGED TS EN 1092-2 / ISO 7005-2
- Body**
GGG40/50 DUCTILE IRON
- Gate**
EPDM COATED DUCTILE IRON
- Stem**
AISI420 / 304 STAINLESS STEEL
- Sealing**
EPDM
- Coating**
ELECTROSTATIC POWDER EPOXY



**6200
RESILIENT
SEATED
GATE VALVE (F5)**

**DN40 → DN800
PN 10-16**

Design
EN 1171 / EN 1074

End Connection
FLANGED EN 1092-2 / ISO 7005-2

Body
GGG40/50 DUCTILE IRON

Gate
EPDM COATED DUCTILE IRON

Stem
AISI 420 / 304 / 316

Sealing
EPDM

Coating
ELECTROSTATIC POWDER EPOXY



**6600
GATE VALVE
THREADED
SERVICE VALVE**

**DN20 → DN50
PN 16**

Design
EN 1171

End Connection
THREADED EN ISO 228-1

Body
GGG40/50 DUCTILE IRON

Gate
EPDM COATED DUCTILE IRON

Stem
AISI 420 / 304 / 316

Sealing
EPDM

Coating
ELECTROSTATIC POWDER EPOXY



**6000E
GATE VALVE
ELECTRIC
ACTUATED**

**DN40 → DN800
PN 10-16-25**

Design
EN 1074

End Connection
FLANGED EN 1092-2 / ISO 7005-2

Body
GGG40/50 DUCTILE IRON

Gate
EPDM COATED DUCTILE IRON

Stem
AISI 420 / 304 / 316

Sealing
EPDM

Coating
ELECTROSTATIC POWDER EPOXY



GLOBE VALVES



**2100
GLOBE VALVE**

**DN15 → DN300
PN 16**

Design
EN 13789

End Connection
FLANGED EN 1092-2 / ISO 7005-2

Body
GG25 CAST IRON

Disc
AISI 304

Stem
AISI 420

Sealing
GRAPHITE

Coating
INDUSTRIAL EPOXY



**2130
GLOBE VALVE
BELLOW SEAL**

**DN15 → DN300
PN 16**

Design
EN 13789


End Connection
FLANGED EN 1092-2 / ISO 7005-2

Body
GG25 CAST IRON

Disc
DN15-100 - AISI 420
DN125-200 - A105 STEEL

Sealing
GRAPHITE

Coating
INDUSTRIAL EPOXY



CHECK VALVES



**2350
CHECK VALVE
DUAL**

**DN40 → DN600
PN 16**

Design
EN 16767

End Connection
WAFFER TYPE EN 1092-1/ISO 7005-1

Body
GG25 CAST IRON

Disc
2350 - AISI 304
2355 - DUCTILE IRON

Spring
STAINLESS STEEL

Sealing
EPDM

Coating
ELECTROSTATIC POWDER EPOXY



**2270
CHECK VALVE
SWING**

**DN40 → DN300
PN 16**

Design
EN 16767

End Connection
FLANGED EN 1092-2/ISO 7005-2

Body
GGG40/50 DUCTILE IRON

Disc
GGG40/50 DUCTILE IRON

Sealing
EPDM

Coating
ELECTROSTATIC POWDER EPOXY



**2270D
CHECK VALVE
SWING
HYDRAULIC BRAKE**

**DN40 → DN300
PN 16**

Design
EN 16767

End Connection
FLANGED EN 1092-2/ISO 7005-2

Body
GGG40/50 DUCTILE IRON

Disc
GGG40/50 DUCTILE IRON

Sealing
EPDM

Coating
ELECTROSTATIC POWDER EPOXY



**2250
CHECK VALVE
LIFT**

**DN15 → DN250
PN 16**

Design
EN 16767

End Connection
FLANGED EN 1092-2/ISO 7005-2

Body
GG25 CAST IRON

Disc
AISI 304

Sealing
GRAPHITE

Spring
STAINLESS STEEL

Coating
INDUSTRIAL EPOXY



**2300 - 2330
CHECK VALVE
WAFER SWING**

**DN25 → DN700
PN 16**

Design
EN 14341

End Connection
WAFER TYPE TS EN 1092-1/ISO 7005-1

Body
2300 - AISI 304
2330 - WCB CAST STEEL

Disc
AISI 304

Spring
STAINLESS STEEL

Sealing
EPDM / NBR / VITON



**2370
CHECK VALVE
DISC**

**DN15 → DN100
PN 16**

Design
EN 12266-1

End Connection
WAFER TYPE TS EN 1092-1/ISO 7005-1

Body
MS 58 - BRASS
DN 125 - GGG40

Disc
AISI 304

Spring
STAINLESS STEEL



**2371
CHECK VALVE
DISCO - SPHERO**

**DN40 → DN250
PN 16**

Design
EN 16767

End Connection
WAFER TYPE TS EN 1092-1 / ISO 7005-1

Body
GGG40/50 CAST IRON

Disc
GGG40/50 CAST IRON

Spring
STAINLESS STEEL



**2372 - 2373
CHECK VALVE
STAINLESS STEEL**

**DN15 → DN100
PN 40**

Design
EN 14341

End Connection
WAFER TYPE TS EN 1092-1 / ISO 7005-1

Body
2372 - 304 AISI
2373 - 316 AISI

Disc
2372 304 AISI
2373 316 AISI

Spring
STAINLESS STEEL



**2280
TILTING CHECK
VALVE**

**DN100 → DN1600
PN 10-16-25**

Design
EN 16767

End Connection
FLANGED EN 1092-2/ISO 7005-2

Body
GGG40/50 DUCTILE IRON

Disc
GGG40/50 DUCTILE IRON

Sealing
EPDM

Coating
THERMOPLASTIC POWDER EPOXY
ELECTROSTATIC POWDER EPOXY



**2280D
TILTING CHECK
VALVE
HYDRAULIC BRAKE**

**DN200 → DN1600
PN 10-16-25**

Design
EN 16767

End Connection
FLANGED EN 1092-2/ISO 7005-2

Body
GGG40/50 DUCTILE IRON

Disc
GGG40/50 DUCTILE IRON

Sealing
EPDM

Coating
THERMOPLASTIC POWDER EPOXY
ELECTROSTATIC POWDER EPOXY



**2290
BALL
CHECK VALVE**

**DN40 → DN800
PN 10-16**

Design
EN 16767

End Connection
FLANGED EN 1092-2 / ISO 7005-2

Body
GGG40/50 DUCTILE IRON

Ball
NBR COATED STEEL

Sealing
EPDM

Coating
ELECTROSTATIC POWDER EPOXY



**2295
BALL CHECK
VALVE THREADED**

**DN25 → 80
PN 10-16**

Design
EN 16767


End Connection
THREADED EN 228-1

Body
GGG40/50 DUCTILE IRON

Ball
NBR COATED STEEL

Sealing
EPDM

Coating
ELECTROSTATIC POWDER EPOXY



BALL VALVES



1100 BALL VALVE
DN15 → DN350
PN 10-16

Design
 TS 3148 / DIN3357

End Connection
 FLANGED EN 1092-2/ISO 7005-2

Body
 GG25 CAST IRON
 GGG40 / 50 DUCTILE IRON

Ball
 AISI 430 / 304 / 316

Stem
 AISI 420 / 304 / 316

Sealing
 TEFLON (PTFE)

Coating
 INDUSTRIAL EPOXY



1200 BALL VALVE
DN15 → DN300
PN 16

Design
 TS 3148 / DIN3357

End Connection
 FLANGED EN 1092-2/ISO 7005-2

Body
 GGG40/50 DUCTILE IRON

Ball
 AISI 430 / 303 / 304 / 316

Stem
 AISI 420 / 304 / 316

Sealing
 TEFLON (PTFE)

Coating
 INDUSTRIAL EPOXY



1400 BALL VALVE
DN15 → DN150
PN 25-40

Design
 EN 9809 / EN 331

End Connection
 FLANGED EN 1092-2/ISO 7005-2

Body
 GGG50 DUCTILE IRON

Ball
 AISI 420 / 430 / 304 / 316

Stem
 AISI 420 / 304 / 316

Sealing
 TEFLON (PTFE)

Coating
 INDUSTRIAL EPOXY



1440 BALL VALVE THREADED
DN15 → DN25
PN 16-25-40

Design
 EN 331 / EN 1983

End Connection
 THREADED EN ISO 228-1


Body
 STEEL

Ball
 AISI 420 / 430 / 304 / 316

Stem
 AISI 420 / 304 / 316

Sealing
 TEFLON (PTFE)

Coating
 INDUSTRIAL EPOXY



BRASS VALVES



4000 BALL VALVE

DN15 → DN100
PN 25

Design
TSE CEN - TS 13547

End Connection
THREADED EN ISO 228-1

Body
Brass - CuZn40Pb2



4100 GAS BALL VALVE

DN15 → DN50
PN 10

Design
EN 331

End Connection
THREADED EN ISO 228-1

Body
Brass - CuZn40Pb2



4010 BALL VALVE (MALE/FEMALE)

DN15 → DN20
PN 25

End Connection
THREADED

Body
Brass - CuZn40Pb2



4020 BALL VALVE WITH ADAPTOR (MALE/FEMALE)

DN20 → DN32
PN 25

End Connection
THREADED

Body
Brass - CuZn40Pb2



4030/4040 MINI BALL VALVE

16 mm (Male/Female)
PN 10

End Connection
THREADED

Body
Brass - CuZn40Pb2



4200 STRAINER

DN15 → DN50
PN 16

End Connection
THREADED EN ISO 228-1

Body
Brass - CuZn40Pb2



4300 SPRING CHECK VALVE

DN15 → DN80
PN 16

End Connection
THREADED EN ISO 228-1

Body
Brass - CuZn40Pb2



4350 SWING CHECK VALVE

DN15 → DN50
PN 16

End Connection
THREADED EN ISO 228-1

Body
Brass - CuZn40Pb2



STRAINERS-DISMANTLING JOINTS-HYDRANTS



**2500
Y-TYPE
STRAINER**

**DN15 → DN600
PN 16**

Design
TS 11494


End Connection
FLANGED EN 1092-2/ISO 7005-2

Body
GGG50 DUCTILE IRON

Filter
AISI 304

Discharge Nut
MS 58 - BRASS

Coating
ELECTROSTATIC POWDER EPOXY
INDUSTRIAL EPOXY



**3900
DISMANTLING
JOINT**

**DN50 → DN2000
PN 10-16-25**

End Connection
FLANGED EN 1092-2/ISO 7005-2

Test
EN 12266-1

Body
GGG50 DUCTILE IRON

Studs / Nuts
8.8 GALVANISED STEEL
AISI 420/304/316

Sealing
EPDM

Coating
ELECTROSTATIC POWDER EPOXY



**7100
HYDRANT**

**DN80 → DN100
PN 16**

Design
EN 14384

End Connection
FLANGED EN 1092-2/ISO 7005-2

Body
GG25 CAST IRON
GGG40/50 DUCTILE IRON

Outlet
ALUMINIUM - BRASS

Stem
AISI 420

Sealing
EPDM

Coating
INDUSTRIAL EPOXY
ELECTROSTATIC POWDER EPOXY



**7150
HYDRANT
UNDERGROUND**

**DN80 → DN100
PN 16**

Design
EN 14339

End Connection
FLANGED EN 1092-2/ISO 7005-2

Body
GG25 CAST IRON
GGG40/50 DUCTILE IRON

Outlet
ALUMINIUM - BRASS

Stem
AISI 420

Sealing
EPDM

Coating
INDUSTRIAL EPOXY
ELECTROSTATIC POWDER EPOXY



**7160
RUSSIAN
TYPE HYDRANT**

End Connection
FLANGED

Body
GG25 CAST IRON

Stem
AISI 420

Sealing
EPDM

Coating
INDUSTRIAL EPOXY
ELECTROSTATIC POWDER EPOXY



**7250
EXTENSION SPINDLE
SURFACE BOX**

0,5m → 4m

Body
GG25 CAST IRON
GGG40/50 DUCTILE IRON

Cover
GG25 CAST IRON
GGG40/50 DUCTILE IRON

Stem
ST37 STEEL

Spindle Cover
PE (POLYETHYLENE)

Lenght
450-700 / 650-1100 / 1050-1750



**3960
FLANGE ADAPTOR**

**DN40 → DN1000
PN 16**

End Connection
FLANGED EN 1092-2/ISO 7005-2

Body
GG25 CAST IRON
GGG40/50 DUCTILE IRON

Studs / Nuts
8.8 GALVANISED STEEL

Sealing
EPDM

Coating
INDUSTRIAL EPOXY
ELECTROSTATIC POWDER EPOXY



**3970
COUPLING**

**DN40 → DN600
PN 16**

Body
GG25 CAST IRON
GGG40/50 DUCTILE IRON

Studs / Nuts
8.8 GALVANISED STEEL

Sealing
EPDM

Coating
INDUSTRIAL EPOXY
ELECTROSTATIC POWDER EPOXY



**7200
FOOT VALVE**

**DN40 → DN400
PN 16**


End Connection
FLANGED EN 1092-2/ISO 7005-2

Body
GG25 CAST IRON
GGG40/50 DUCTILE IRON

Disc
GG25 CAST IRON
GGG40/50 DUCTILE IRON

Stem
AISI420/304/316

Filter
GALVANISED STEEL
AISI304



EXPANSION JOINTS



5000 RUBBER EXPANSION JOINT
DN25 → DN600 PN 16
Design TS 10879 / DIN 30680
End Connection FLANGED EN 1092-1/ISO 7005-1
Body FABRIC REINFORCED EPDM STEEL REINFORCED EPDM
Flange WCB CAST STEEL
Sealing EPDM/NBR
Coating GALVANISED INDUSTRIAL EPOXY



5070 RUBBER EXPANSION JOINT
DN25 → DN50 PN 16
Design TS 10879 / DIN 30680
End Connection THREADED EN ISO 228-1
Body EPDM
Flange GGG40/50 DUCTILE IRON
Coating GALVANISED



5100 AXIAL EXPANSION JOINT
DN25 → DN250 PN 16
Design TS 10880 / DIN30681
End Connection FLANGED EN 1092-1/ISO 7005-1 WELDING END EN 12627
Body AISI 304 / 316 / 321
Flange ST 37 STEEL / AISI 304 / 316
Liner (Inner) AISI 304 / 316 / 321



5060 RUBBER EXPANSION JOINT
DN25 → DN300 PN 16
Design TS 10879 / DIN 30680
End Connection FLANGED EN 1092-1/ISO 7005-1
Body FABRIC REINFORCED EPDM STEEL REINFORCED EPDM
Flange GGG40 DUCTILE IRON
Sealing EPDM NBR
Coating GALVANISED



5200 EXTERNALLY PRESSURIZED EXPANSION JOINT
DN25 → DN250 PN 16
Design TS 10880 / DIN30681
End Connection FLANGED EN 1092-1/ISO 7005-1 WELDING END EN 12627
Bellow AISI 304 / 316 / 321
Inner Pipe ST 37 STEEL / AISI 304 / 316
Outer Pipe ST 37 STEEL / AISI 304 / 316
Coating INDUSTRIAL EPOXY




5300 ANGULAR EXPANSION JOINT
DN25 → DN250 PN 16
Design TS 10880 / DIN30681
End Connection FLANGED EN 1092-1/ISO 7005-1 WELDING END EN 12627
Bellow AISI 304 / 316 / 321
Welding End ST 37 STEEL / AISI 304 / 316
Inner Pipe ST 37 STEEL / AISI 304 / 316
Coating INDUSTRIAL EPOXY



5400 DILATATION EXPANSION JOINT
DN25 → DN250 PN 16
Design TS 10880 / DIN30681
End Connection FLANGED EN 1092-1/ISO 7005-1 WELDING END EN 12627
Body ST 37 STEEL / AISI 304 / 316
Flange ST 37 STEEL / AISI 304 / 316
Tie Rod ST 37 STEEL / AISI 304 / 316
Coating INDUSTRIAL EPOXY



5500 VIBRATION EXPANSION JOINT
DN25 → DN250 PN 16
Design TS 10880 / DIN30681
End Connection FLANGED EN 1092-1/ISO 7005-1
Body AISI 304 / 316 / 321
Flange ST 37 STEEL / AISI 304 / 316
Coating INDUSTRIAL EPOXY



AIR RELEASE VALVES



7310 SINGLE ORIFICE ARV

DN50 → DN200
PN 16

End Connection
FLANGED EN 1092-2 / ISO 7005-2

Body
GGG40/50 DUCTILE IRON

Ball
POLYETHYLENE

Coating
INDUSTRIAL EPOXY



7320 DOUBLE ORIFICE ARV

DN50 → DN100
PN 16

End Connection
FLANGED EN 1092-2 / ISO 7005-2

Body
GGG40/50 DUCTILE IRON

Ball
POLYETHYLENE

Coating
INDUSTRIAL EPOXY



7330 DYNAMIC ARV

DN50 → DN250
PN 16-25

End Connection
FLANGED EN 1092-2 / ISO 7005-2

Body
GGG40/50 DUCTILE IRON

Sealing
EPDM

Filter
AISI 430 / 304

Coating
ELECTROSTATIC POWDER EPOXY

Working Pressure Range
0.1 - 1 bar / 1 - 16 bar



7340 KINETIC ARV

DN50 → DN250
PN 16-25

End Connection
FLANGED EN 1092-2 / ISO 7005-2

Body
GGG40/50 DUCTILE IRON

Sealing
EPDM

Filter
AISI 430 / 304

Coating
ELECTROSTATIC POWDER EPOXY

Working Pressure Range
0.1 - 1 bar / 1 - 16 bar



7350 COMBINATION ARV

DN50 → DN80
PN 16

End Connection
FLANGED EN 1092-2 / ISO 7005-2

Body
GGG40/50 DUCTILE IRON

Sealing
EPDM

Filter
AISI 430 / 304

Coating
ELECTROSTATIC POWDER EPOXY

Working Pressure Range
0.1 - 1 bar / 1 - 16 bar



7360 THREADED ARV

DN15 → DN50
PN 16

End Connection
THREADED EN ISO 228-1

Body
GGG40/50 DUCTILE IRON

Sealing
EPDM

Coating
ELECTROSTATIC POWDER EPOXY

Working Pressure Range
0.1 - 1 bar / 1 - 16 bar



CONTROL VALVES



7410
PRESSURE
REDUCING
CONTROL
VALVES



7420
SOLENIOD
PRESSURE
REDUCING
CONTROLVALVES



7430
PRESSURE
SUSTAINING
CONTROL
VALVES



7440
PRESSURE
SUSTAINING
PRESSUREREDUCING
CONTROL VALVES



7450
PRESSURE
RELIEF
CONTROL
VALVE



7460
FLOAT LEVEL
CONTROL
VALVE



7470
ELECTRICAL
FLOAT LEVEL
CONTROL
VALVE



7480
SURGE
ANTICIPATING
CONTROL
VALVE



7490
FLOW
CONTROL
VALVE



7500
HORIZONTAL
PUMP
CONTROL
VALVE



7510
VERTICAL
PUMP
CONTROL
VALVE



7520
SOLENIOD
CONTROL
VALVE



7530
MANUAL
CONTROL
VALVE

7400-7500 CONTROL VALVES DN50-300

End Connection

FLANGED - EN 1092-2 / ISO 7005-2

Body

GG25 CAST IRON


Coating

INDUSTRIAL EPOXY

ELECTROSTATIC POWDER EPOXY



... / ... / ...





Ankara Head Office

Meriç Sokak No: 5/9
06560 Beştepe ANKARA

+90 (312) 223 47 57
+90 (312) 222 03 00
export@fafvalve.com

Factory

Kazan Sanayi Bölgesi Fatih Mahallesi
Serdaroğlu Sokak No: 4
06980 Kahramankazan ANKARA

+90 (312) 814 51 00
+90 (312) 814 50 99
info@fafvana.com.tr

Foundry

Başkent OSB Maliköy Mahallesi
47. Cadde No: 5
06909 Sincan ANKARA

+90 (312) 504 53 58
+90 (312) 504 53 89

İstanbul Branch Office

Cumhuriyet Caddesi No: 42
İş Modern Ticaret Merkezi E-62 İkitelli OSB
34490 Başakşehir İSTANBUL

+90 (212) 659 46 71
+90 (212) 659 46 73

Moscow Branch Office

115533, г. Москва, проспект
Андропова, дом 22

+7 (925) 823 72 63
+7 (985) 720 52 94
moscow@fafvalve.com

Moscow Warehouse

115201 Г Москва. 2-й Котляковский
перуулук д. 1 стр 6 ворота номер 2
этаж 3 склад номер 344

+7 (499) 130 01 65



www.fafvalve.com

